

phoenix

SAFE COMPANY LIMITED
Manufacturers of safes since 1799



STEEL STORAGE SOLUTIONS



Phoenix Safe Company where peace of mind is guaranteed

INTRODUCING PHOENIX SAFE COMPANY



Phoenix Safe Company is one of the oldest UK manufacturers of safes and security products and can trace its history back to Liverpool in 1799.

In 1986, when Phoenix Safe Co was formed the aim was to design and manufacture advanced fire resistant safes to protect the new wealth of data information being produced by computers. The vital importance and catastrophic consequences of the loss of this information demanded a new approach to fire protection.



We are now a world leader, manufacturing and distributing a wide range of state of the art safes to suit all requirements, ranging from residential to commercial security and fire protection.

We specialise in vital records protection for both paper and computer media. All of our fire resistant files and safes carry a life-time after-the-fire replacement warranty.

We have an extensive range of traditional security safes also, designed to protect cash and valuables from £1,000 to £1m as well as a comprehensive range of Steel Storage products.

We welcome the opportunity to help you secure your most important items!

Index

	LOCKING INFORMATION	04
	OPTIONAL EXTRAS	05
MD SERIES	MULTI DRAWER CABINETS	06
FC SERIES	MULTI DRAWER CABINETS	07
SCL SERIES	STEEL STORAGE CUPBOARDS	08
SC SERIES	STEEL STORAGE CUPBOARDS	09
CL SERIES	CUBE LOCKERS	10
MC SERIES	MEDICAL CUBE LOCKERS	11
PL SERIES	300D PERSONAL LOCKERS	12
PL SERIES	PERSONAL LOCKERS	13
PLC SERIES	CLEAR DOOR PERSONAL LOCKERS	14
PLZ SERIES	PERSONAL Z LOCKERS	15
CD SERIES	CLEAN & DIRTY LOCKERS	16
UL SERIES	UTILITY LOCKERS	17

KEY



ELECTRONIC
LOCK




KEY
LOCK



COMBINATION
LOCK



PADLOCK



AVAILABLE FLATPACKED
FOR SELF-ASSEMBLY

LOCKING INFORMATION



KEY LOCKING

Easy to use high quality key lock with up to 2000 combination differs.

- 2 keys supplied with each key lock
- Mastered Key Lock available FOC at point of order (PL, CL, MC, CD & UL Series)
- Master Key available (sold separately)



ELECTRONIC LOCKING

High quality electronic KL1000 codelock is programmable with users own code which can easily be changed when required.

- 10 button keypad
- 4 digit user code, 6 digit technician code & digit master and sub-master code
- Up to 15,000 operations from 2 x AAA batteries
- Battery override function using a 9V PP3 battery
- Private / public Function available
- LED to indicate opening or low battery



ELECTRONIC LOCKING

Designed with simplicity and functionality in mind, the Nano90 offers sophisticated electronic keyless access with private and public functionality.

- 12 button keypad
- Low Battery Warning and Battery Override
- Easy programming of all features
- Standard setting of Master+ User code
- Private / Public Function available
- Up to 100,000 operations from 1 x coin cell battery
- Four code levels available -Master, Sub Master User and Technician



COMBINATION LOCKING

Designed with simplicity in mind, the KL10 offers mechanical keyless access. Private function only.

- Locked and unlocked indicators
- 4-digit code combination
- Up to 10,000 unique combinations
- Black powder coated finish
- Private function only
- Easy grip outer casing
- Code retrieval function
- Master key available (sold separately)



PADLOCK LOCKING

Locking a padlock to the handle prevents the handle from unlocking, when the padlock is removed the handle can be turned to unlock.

- Chrome plated.
- For 90 degree RH or LH turn.
- For a padlock with a shackle size up to 9mm in diameter.
- Ideal for offices, schools, colleges, gyms and sports facilities.

	KEY	KL1000	NANO 90	KL10	PADLOCK
MD SERIES	✓				
SCL SERIES	✓	✓			
SC SERIES	✓	✓			
CL SERIES	✓		✓	✓	✓
MC SERIES	✓		✓	✓	✓
PL SERIES	✓		✓	✓	✓
PLZ SERIES	✓		✓	✓	✓
CD SERIES	✓		✓	✓	✓
UL SERIES	✓		✓	✓	✓

Private Function

This function is used where the same code will be repeatedly used, e.g. an employee with their own locker in the workplace. Changing or resetting the code can be completed easily whilst the lock is still on the door, or if the code has been forgotten it can be retrieved using the master key (sold separately - combination only).

Public Function

In this setting the lock operates with a single User Code. The user enters a personal four-digit code. This locks the lock. The same code is entered once only to open the lock before automatically being erased and ready for the next user. This function is used for short-term, multiple occupancy applications, e.g. a locker in a Gym/Sports club or work place that is used by multiple people.



OPTIONAL EXTRAS



PRODUCT	PRODUCT CODE
MD SERIES - MULTI-DRAWER CABINETS	
REPLACEMENT KEY LOCK (INC. 2 KEYS)	SP0891//LOCK
SCL SERIES - STEEL STORAGE CUPBOARDS	
REPLACEMENT KEY LOCK (INC. 2 KEYS)	SP0891//LOCK
SC SERIES - STEEL STORAGE CUPBOARDS	
REPLACEMENT KEY LOCK (INC. 2 KEYS)	SP0891//LOCK
CL SERIES - CUBE LOCKERS	
REPLACEMENT KEY LOCK (INC. 2 KEYS)	SP0891//LOCK
HASP LOCK - ALLOWS UNIT TO BE LOCKED BY A PADLOCK (PADLOCK NOT SUPPLIED)	SPCAMLOCK01
MASTER KEY	SP1130/MASTER
MC SERIES - MEDICAL CUBE LOCKERS	
REPLACEMENT KEY LOCK (INC. 2 KEYS)	SP0891//LOCK
HASP LOCK - ALLOWS UNIT TO BE LOCKED BY A PADLOCK (PADLOCK NOT SUPPLIED)	SPCAMLOCK01
MASTER KEY	SP1130/MASTER
PL 300D SERIES - PERSONAL LOCKERS	
REPLACEMENT KEY LOCK (INC. 2 KEYS)	SP0891//LOCK
HASP LOCK - ALLOWS UNIT TO BE LOCKED BY A PADLOCK (PADLOCK NOT SUPPLIED)	SPCAMLOCK01
MASTER KEY	SP1130/MASTER
PL SERIES - PERSONAL LOCKERS	
REPLACEMENT KEY LOCK (INC. 2 KEYS)	SP0891//LOCK
HASP LOCK - ALLOWS UNIT TO BE LOCKED BY A PADLOCK (PADLOCK NOT SUPPLIED)	SPCAMLOCK01
MASTER KEY	SP1130/MASTER
ADJUSTABLE FEET	SP1130/LEVELFEET
LOCKER PEDASTAL	SP1130/PEDASTAL
LOCKER STAND ATTACHMENT	SP1130/ATTACH
PINEWOOD UNDERLOCKER BENCH & STAND (PL1130/PL1230/PL1430)	SP1130/BENCH
SLOPING TOP SINGLE 300MM WIDE	SP1130/SLOPE300
SLOPING TOP DOUBLE 600MM WIDE	SP2160/SLOPE600
SLOPING TOP TRIPLE 900MM WIDE	SP3190/SLOPE900
SLOPING TOP QUADRUPLE 1200MM WIDE	SP4112/SLOPE1200
PLZ SERIES - Z PERSONAL LOCKERS	
REPLACEMENT KEY LOCK (INC. 2 KEYS)	SP0891//LOCK
HASP LOCK - ALLOWS UNIT TO BE LOCKED BY A PADLOCK (PADLOCK NOT SUPPLIED)	SPCAMLOCK01
MASTER KEY	SP1130/MASTER
ADJUSTABLE FEET	SP1140/LEVELFEET
LOCKER PEDASTAL	SP1140/PEDASTAL
LOCKER STAND ATTACHMENT	SP1140/ATTACH
PINEWOOD UNDERLOCKER BENCH & STAND (PLZ1240)	SP1140/BENCH
SLOPING TOP SINGLE 400MM WIDE	SP1140/SLOPE400
SLOPING TOP DOUBLE 800MM WIDE	SP2180/SLOPE800
SLOPING TOP TRIPLE 1200MM WIDE	SP3112/SLOPE1200
CD SERIES - PERSONAL LOCKERS	
REPLACEMENT KEY LOCK (INC. 2 KEYS)	SP0891//LOCK
HASP LOCK - ALLOWS UNIT TO BE LOCKED BY A PADLOCK (PADLOCK NOT SUPPLIED)	SPCAMLOCK01
MASTER KEY	SP1130/MASTER
300MM WIDE	
ADJUSTABLE FEET	SP1130/LEVELFEET
LOCKER PEDASTAL	SP1130/PEDASTAL
LOCKER STAND ATTACHMENT	SP1130/ATTACH
PINEWOOD UNDERLOCKER BENCH & STAND (CD1130)	SP1130/BENCH
SLOPING TOP SINGLE 300MM WIDE	SP1130/SLOPE300
SLOPING TOP DOUBLE 600MM WIDE	SP2160/SLOPE600
SLOPING TOP TRIPLE 900MM WIDE	SP3190/SLOPE900
SLOPING TOP QUADRUPLE 1200MM WIDE	SP4112/SLOPE1200
500MM WIDE	
ADJUSTABLE FEET	SP1150/LEVELFEET
LOCKER PEDASTAL	SP1150/PEDASTAL
PINEWOOD UNDERLOCKER BENCH & STAND (CD1150)	SP1150/BENCH
SLOPING TOP SINGLE 500MM WIDE	SP1150/SLOPE500
SLOPING TOP DOUBLE 1000MM WIDE	SP2110/SLOPE1000
UL SERIES - PERSONAL LOCKERS	
REPLACEMENT KEY LOCK (INC. 2 KEYS)	SP0891//LOCK
HASP LOCK - ALLOWS UNIT TO BE LOCKED BY A PADLOCK (PADLOCK NOT SUPPLIED)	SPCAMLOCK01
MASTER KEY	SP1130/MASTER
ADJUSTABLE FEET	SP1150/LEVELFEET
LOCKER PEDASTAL	SP1150/PEDASTAL
PINEWOOD UNDERLOCKER BENCH & STAND (UL1150)	SP1150/BENCH
SLOPING TOP SINGLE 500MM WIDE	SP1150/SLOPE500
SLOPING TOP DOUBLE 1000MM WIDE	SP2110/SLOPE1000

MD SERIES MULTI DRAWER CABINETS



MD0604G



MD0304G

MD SERIES MULTI DRAWER CABINETS are the perfect solution for organising and storing A4 documents; ideal for fast access to documents in a busy work environment.

The MD Series Cabinets are designed to securely store and organise A4 documents. The unit features central key locking which secures every drawer when locked, and individual name plates for easy identification of each drawers contents. Each drawer can be opened 100%, allowing for full viewing and ease of access when adding or removing documents. The MD Series Cabinets are finished in a high quality grey (RAL 7035) powder coated paint. Maintain GDPR Compliance at home or in the office by keeping your company's vital and important records secure and protected.

- High quality unit
- Central key locking
- Stainless steel handles
- 5 or 10 drawer options

MODEL NUMBER	EXTERNAL DIMENSIONS H x W x D	INTERNAL DIMENSIONS H x W x D	WEIGHT	DRAWER CAPACITY	DRAWERS
MD0304G	315 x 280 x 405mm	50 x 240 x 365mm*	8kg	4.3 Litres*	5
MD0604G	650 x 280 x 405mm	50 x 240 x 365mm*	17kg	4.3 Litres*	10

* Internal dimensions per drawer




FC SERIES FILING CABINETS



THE PHOENIX FC SERIES STEEL STORAGE FILING CABINET is the perfect storage solution for documents. ideal for a busy work environment.

- **NO. OF DRAWERS** – Available in 2, 3 or 4 drawer options.
- **LOCKING** – Fitted with key locking (2 keys supplied).
- **CONSTRUCTION** – Robust steel construction with Hanging Bars in each drawer.
- **ASSEMBLY** – Can be delivered Flatpacked for self-assembly or with the option to have it delivered, built on-site, positioned with packaging removed.
- **COLOUR** – Finished in a high quality powder coated grey paint (RAL 7035), with the option of striking red (RAL 3000), blue (RAL 5015) or Anthracite Grey (RAL7016) doors, to add a splash of colour to your workspace.
- **GDPR** – Maintain GDPR Compliance at home or in the office by keeping your company's vital and important records secure and protected.

MODEL NUMBER	COLOUR	EXTERNAL DIMENSIONS H x W x D	INTERNAL DIMENSIONS H x W x D	WEIGHT	CAPACITY PER DRAWER	TOTAL CAPACITY	DRAWERS
FC1002	● ● ● ●	725 x 450 x 620mm	245 x 380 x 530mm	23kg	50 Litres	100 Litres	2
FC1003	● ● ● ●	1025 x 450 x 620mm	245 x 380 x 530mm	33kg	50 Litres	150 Litres	3
FC1004	● ● ● ●	1330 x 450 x 620mm	245 x 380 x 530mm	43kg	50 Litres	200 Litres	4



Phoenix Safe Company where peace of mind is guaranteed

SCL SERIES STEEL STORAGE CUPBOARDS



SCL1891GG



SCL1491GBK



SCL0891GRE

SCL SERIES STEEL STORAGE CUPBOARDS are the perfect storage solution for documents and folders, office supplies, stationery and more; ideal for a busy work environment.

SCL Series Steel Storage Cupboards can hold up to 44 A4 folders and are available with key locking or a high quality electronic lock. The electronic lock is programmable with users own 4 digit code which can be easily changed when required. With a maximum shelf load capacity of 60kg, the cupboards are perfect for multiple applications; whether that be storing stationery or documents in the office, keeping stock secure in the warehouse, or archiving away a large volume of documents. The cupboards are finished in a high quality powder coated grey paint (RAL 7035), with the option of striking red (RAL 3000) or blue (RAL 5015) doors, to add a splash of colour to your workspace. SCL Series steel storage cupboards are delivered flatpacked with the option of a delivery, build and position service. Maintain GDPR Compliance at home or in the office by keeping your company's vital and important records secure and protected.

- High quality unit
- Easily adjustable shelves
- Key or electronic locking
- Available in 3 colours

MODEL NUMBER	LOCKING OPTIONS	COLOUR	EXTERNAL DIMENSIONS H x W x D	INTERNAL DIMENSIONS H x W x D	WEIGHT	CAPACITY	SHELVES	LEVER ARCH FOLDER	FOOLSCAP LEVER ARCH FOLDER	FOOLSCAP BOX FILE
SCL0891GG	K/E	●	830 x 915 x 370mm	740 x 910 x 320mm	22kg	216 Litres	1	24	22	24
SCL0891GB	K/E	●	830 x 915 x 370mm	740 x 910 x 320mm	22kg	216 Litres	1	24	22	24
SCL0891GR	K/E	●	830 x 915 x 370mm	740 x 910 x 320mm	22kg	216 Litres	1	24	22	24
SCL1491GG	K/E	●	1400 x 915 x 370mm	1280 x 910 x 320mm	35kg	373 Litres	3	48	33	36
SCL1491GB	K/E	●	1400 x 915 x 370mm	1280 x 910 x 320mm	35kg	373 Litres	3	48	33	36
SCL1491GR	K/E	●	1400 x 915 x 370mm	1280 x 910 x 320mm	35kg	373 Litres	3	48	33	36
SCL1891GG	K/E	●	1830 x 915 x 370mm	1710 x 910 x 320mm	45kg	498 Litres	4	60	44	48
SCL1891GB	K/E	●	1830 x 915 x 370mm	1710 x 910 x 320mm	45kg	498 Litres	4	60	44	48
SCL1891GR	K/E	●	1830 x 915 x 370mm	1710 x 910 x 320mm	45kg	498 Litres	4	60	44	48

File capacity information provided as a guide only. Actual capacities may vary depending on the storage method or shelving used.



SC SERIES STEEL STORAGE CUPBOARDS



SC1010GBE



SC1910GG



SC1010GRK


THE PHOENIX SC SERIES STEEL STORAGE CUPBOARDS are the perfect storage solution for documents and folders, office supplies, stationery and more; ideal for a busy work environment.

- **LOCKING** – Available with key locking (2 keys supplied) or a high quality electronic lock, programmable with users own 4 digit code which can be easily changed when required.
- **CAPACITY** – Perfect for multiple applications; whether that be storing stationery or documents in the office, keeping stock secure in the warehouse, or archiving a large volume of documents. Able to hold up to 60 Lever Arch Folders with a maximum load capacity of 60kg per shelf.
- **CONSTRUCTION** – Robust steel construction with reinforced door and two way security locking.
- **SPECIAL FEATURES** – Supplied with height adjustable shelves that also includes hanging rails for lateral files.
- **ASSEMBLY** – Delivered Flatpacked for self-assembly or with the option to have it delivered, built on-site, positioned with packaging removed.
- **COLOUR** – Finished in a high quality powder coated grey paint (RAL 7035), with the option of striking red (RAL 3000) or blue (RAL 5015) doors, to add a splash of colour to your workspace.
- **GDPR** – Maintain GDPR Compliance at home or in the office by keeping your company's vital and important records secure and protected.

MODEL NUMBER	LOCKING OPTIONS	COLOUR	EXTERNAL DIMENSIONS H x W x D	INTERNAL DIMENSIONS H x W x D	WEIGHT	CAPACITY	SHELVES	LEVER ARCH FOLDER	FOOLSCAP LEVER ARCH FOLDER	FOOLSCAP BOX FILE
SC1010GG	K/E	●	1000 x 1000 x 500mm	880 x 930 x 430mm	28kg	351 Litres	1	24	22	24
SC1010GB	K/E	●	1000 x 1000 x 500mm	880 x 930 x 430mm	28kg	351 Litres	1	24	22	24
SC1010GR	K/E	●	1000 x 1000 x 500mm	880 x 930 x 430mm	28kg	351 Litres	1	24	22	24
SC1910GG	K/E	●	1900 x 1000 x 500mm	1780 x 930 x 430mm	52kg	711 Litres	4	60	55	48
SC1910GB	K/E	●	1900 x 1000 x 500mm	1780 x 930 x 430mm	52kg	711 Litres	4	60	55	48
SC1910GR	K/E	●	1900 x 1000 x 500mm	1780 x 930 x 430mm	52kg	711 Litres	4	60	55	48

File capacity information provided as a guide only. Actual capacities may vary depending on the storage method or shelving used.





CL1244RRE

CL0344AAK

CL0644BBC

CL0544RRK

THE PHOENIX CL SERIES CUBE LOCKERS are available in 4 sizes & 4 colours. Designed to provide secure storage for personal items, making them ideal for use at home, in the office, at gyms, schools as well as in Industrial or commercial workplaces.

- **SYSTEM** – Modular system allows for the lockers to be fixed together to form a stack or block of lockers.
- **LOCKING** – Standard Key lock with optional Master Key, Mechanical 4 digit combination lock or electronic lock with Private and Public function. Optional Padlock Latch Lock.
- **CONSTRUCTION** – Fixed welded frame design, added to high quality fixings, make for an extremely sturdy, durable & robust locker.
- **SPECIAL FEATURES** – Door can be fitted with a right or left hand opening. Each unit has a ventilated door and can also be fixed to a wall.
- **ASSEMBLY** – Lockers are supplied as a flat pack with easy to assemble fixed frame design, which can be built in less than 5 minutes.
- **COLOUR** – Finished in a high quality powder coated paint. Available in Light Grey (RAL7035), Blue (RAL5015), Red (RAL3000) or Anthracite Grey (RAL7016) that adds a splash of colour to your workspace.
- **GDPR** – Maintain GDPR Compliance at home or in the office by keeping your company's vital and important records secure and protected.

MODEL NUMBER	LOCKING OPTIONS	COLOUR	EXTERNAL DIMENSIONS H x W x D	INTERNAL DIMENSIONS H x W x D	WEIGHT	CAPACITY	SHELVES
CL0344	K/C/E	● ● ● ●	365 x 400 x 400mm	310 x 398 x 360mm	5kg	44 Litres	0
CL0544	K/C/E	● ● ● ●	520 x 400 x 400mm	465 x 398 x 360mm	8kg	66 Litres	1
CL0644	K/C/E	● ● ● ●	665 x 400 x 400mm	610 x 398 x 360mm	9kg	87 Litres	1
CL1244	K/C/E	● ● ● ●	1265 x 400 x 400mm	1210 x 398 x 360mm	16kg	173 Litres	3



MC SERIES MEDICAL CUBE LOCKERS



SHOWN WITH OPTIONAL
PADLOCK LATCH



MC0544GGK



MC0644GGC



MC1244GGE

THE PHOENIX MC SERIES MEDICAL CUBE LOCKERS are available in 4 sizes. Designed to provide secure storage for First Aid items, Medical Supplies & COVID-19 Test kits, making them ideal for use at GP Surgeries, Pharmacies & Hospitals as well as in Offices, Gyms, Schools and industrial & commercial workplaces.

- **STANDARDS** – Complies with BS5499-1 standard for high visibility labelling.
- **SYSTEM** – Modular system allows for the lockers to be fixed together to form a stack or block of lockers.
- **LOCKING** – Standard Key lock with optional Master Key, Mechanical 4 digit combination lock or electronic lock with Private and Public function. Optional Padlock Latch Lock.
- **CONSTRUCTION** – Fixed welded frame design, added to high quality fixings, make for an extremely sturdy, durable & robust locker.
- **SPECIAL FEATURES** – Door can be fitted with a right or left hand opening. Each unit has a ventilated door and can also be fixed to a wall.
- **ASSEMBLY** – Lockers are supplied as a flat pack with easy to assemble fixed frame design, which can be built in less than 5 minutes.
- **COLOUR** – Finished in a high quality powder coated Light Grey (RAL7035) paint.

MODEL NUMBER	LOCKING OPTIONS	EXTERNAL DIMENSIONS H x W x D	INTERNAL DIMENSIONS H x W x D	WEIGHT	CAPACITY	SHELVES
MC0344GG	K/C/E	365 x 400 x 400mm	310 x 398 x 360mm	5kg	44 Litres	0
MC0544GG	K/C/E	520 x 400 x 400mm	465 x 398 x 360mm	8kg	66 Litres	1
MC0644GG	K/C/E	665 x 400 x 400mm	610 x 398 x 360mm	9kg	87 Litres	1
MC1244GG	K/C/E	1265 x 400 x 400mm	1210 x 398 x 360mm	16kg	173 Litres	3



PL SERIES 300D PERSONAL LOCKERS



PL1133GGK



PL1233GGC



PL1433GGE



SHOWN WITH OPTIONAL
PADLOCK LATCH



Modular system allows lockers to form a block

PHOENIX PL SERIES 300D PERSONAL LOCKERS are the ideal solution for offices, warehouses, Gyms and Schools for the storage of clothes and personal belongings.

- **CONFIGURATION** – Available in Single door configurations.
- **SYSTEM** – Modular system allows for the lockers to be bolted together to form a block.
- **INTERNAL FITTINGS** – Supplied with a fixed shelf, hanging rail and a coat hook.
- **LOCKING** – Standard Key lock with optional Master Key, Mechanical 4 digit combination lock or electronic lock with Private and Public function. Optional Padlock Latch Lock.
- **CONSTRUCTION** – Fixed welded frame design, added to high quality fixings, make for an extremely sturdy durable locker. Doors can be fitted right or left hand opening.
- **SPECIAL FEATURES** – Each unit is ventilated with vents located in both the door and back wall.

- **ASSEMBLY** – Lockers are supplied as a flat pack with easy to assemble fixed frame design. Single unit can be built in less than 5 minutes.
- **COLOUR** – Finished in a high quality powder coated grey paint (RAL7035).



MODEL NUMBER	LOCKING OPTIONS	COLOUR	EXTERNAL DIMENSIONS H x W x D	INTERNAL DIMENSIONS H x W x D	WEIGHT	CELL CAPACITY	COLUMNS	DOORS
PL1133GG	K/C/E	● ● ●	1830 x 300 x 300mm	1770 x 298 x 260mm	15kg	137 Litres	1	1
PL1233GG	K/C/E	● ● ●	1830 x 300 x 300mm	885 x 298 x 260mm	15kg	68 Litres	1	2
PL1433GG	K/C/E	● ● ●	1830 x 300 x 300mm	442 x 298 x 260mm	15kg	34 Litres	1	4

OPTIONAL ACCESSORIES



Levelling Feet



Pedestal



Sloping Tops prevent dirt build up & easy to clean



300mm Bench





PL1130G6K



PL1230GBC



PL1430GRE



Modular system allows lockers to form a block

PHOENIX PL SERIES PERSONAL LOCKERS are the ideal solution for offices, warehouses, Gyms and Schools for the storage of clothes and personal belongings.


- **CONFIGURATION** – Available as single column configurations.
- **SYSTEM** – Modular system allows for the lockers to be bolted together to form a block.
- **INTERNAL FITTINGS** – Single Door supplied with a fixed shelf, hanging rail and coat hooks. Double Door supplied with hanging rail and coat hooks. Full depth lockers able to accommodate coats and overalls on standard coat hangers in single and double door units.
- **LOCKING** – Standard Key lock, Mechanical 4 digit combination lock or electronic lock with Private and Public function. Optional Padlock Latch Lock.
- **CONSTRUCTION** – Fixed welded frame design, added to high quality fixings, make for an extremely sturdy durable locker. Doors can be fitted right or left hand opening.
- **SPECIAL FEATURES** – Each unit is ventilated with vents located in both the door and back wall (except for the 4 door lockers).

- **ASSEMBLY** – Lockers are supplied as a flat pack with easy to assemble fixed frame design. Single unit can be built in less than 5 minutes.
- **COLOUR** – Finished in a high quality powder coated grey paint (RAL7035), with the option of striking red (RAL3000) or blue (RAL5015) doors, that add a splash of colour to your workspace/ changing area.



MODEL NUMBER	LOCKING OPTIONS	COLOUR	EXTERNAL DIMENSIONS H x W x D	INTERNAL DIMENSIONS H x W x D	WEIGHT	CELL CAPACITY	COLUMNS	DOORS
PL1130G	K/C/E	Grey/Blue/Red	1830 x 300 x 500mm	1770 x 298 x 460mm	18kg	242 Litres	1	1
PL1230G	K/C/E	Grey/Blue/Red	1830 x 300 x 500mm	885 x 298 x 460mm	17kg	121 Litres	1	2
PL1430G	K/C/E	Grey/Blue/Red	1830 x 300 x 500mm	442 x 298 x 460mm	17kg	60.5 Litres	1	4

OPTIONAL ACCESSORIES



PLC SERIES CLEAR DOOR PERSONAL LOCKERS



PLC1130GCK



PLC1230GCK



PLC1430GCK



Modular system allows lockers to form a block



PLC1130GGK/ADD

THE PHOENIX PLC SERIES CLEAR DOOR PERSONAL LOCKERS are the ideal solution for Workplaces, Gyms, Schools, and Public facilities. Providing a secure and efficient storage solution for various personal items in diverse settings, combining functionality, security, and durability.

- **CONFIGURATION** – Available in Single, Double or Four door configurations to accommodate different storage needs, catering to a wide range of personal storage requirements.
- **CLEAR DOOR** – The lockers feature a clear door design made of robust transparent material, allowing for easy visibility of the contents stored within the locker without compromising security.
- **SYSTEM** – Modular system allows for the lockers to be bolted together using the 'ADD-ON' lockers to form a block or bank of lockers.
- **INTERNAL FITTINGS** – Supplied with a fixed shelf, hanging rail and a coat hooks. Full depth lockers able to accommodate coats and overalls on standard coat hangers in single and double door units.
- **LOCKING** – Standard Key lock with optional Master Key, Mechanical 4 digit combination lock or electronic lock with Private and Public function. Optional Padlock Latch Lock.
- **CONSTRUCTION** – Built to withstand frequent use with fixed welded frame design and high quality fixings, make for an extremely sturdy & durable locker. Doors can be fitted right or left hand opening.
- **SPECIAL FEATURES** – Designed with ventilation to ensure proper air circulation, preventing any unpleasant odours or moisture buildup.
- **ASSEMBLY** – Lockers are supplied as a flat pack with easy to assemble fixed frame design.
- **COLOUR** – Finished in a high quality powder coated grey paint (RAL7035) thus ensuring long-term usage in different environments.


MODEL NUMBER	LOCKING OPTIONS	EXTERNAL DIMENSIONS H x W x D	INTERNAL DIMENSIONS H x W x D	WEIGHT	CELL CAPACITY	COLUMNS	DOORS
<i>(300mm Deep)</i>							
PLC1133	K/C/E	1830 x 300 x 300mm	1770 x 298 x 260mm	15kg	137 Litres	1	1
PLC1233	K/C/E	1830 x 300 x 300mm	885 x 298 x 260mm	15kg	68 Litres	1	2
PLC1433	K/C/E	1830 x 300 x 300mm	442 x 298 x 260mm	15kg	34 Litres	1	4
PLC1133/ADD	K/C/E	1830 x 300 x 300mm	1770 x 298 x 260mm	15kg	137 Litres	1	1
PLC1233/ADD	K/C/E	1830 x 300 x 300mm	885 x 298 x 260mm	15kg	68 Litres	1	2
PLC1433/ADD	K/C/E	1830 x 300 x 300mm	442 x 298 x 260mm	15kg	34 Litres	1	4
<i>(500mm Deep)</i>							
PLC1130	K/C/E	1830 x 300 x 500mm	1770 x 298 x 260mm	18kg	242 Litres	1	1
PLC1230	K/C/E	1830 x 300 x 500mm	885 x 298 x 260mm	17kg	121 Litres	1	2
PLC1430	K/C/E	1830 x 300 x 500mm	442 x 298 x 260mm	17kg	60.5 Litres	1	4
PLC1130/ADD	K/C/E	1830 x 300 x 500mm	1770 x 298 x 260mm	18kg	242 Litres	1	1
PLC1230/ADD	K/C/E	1830 x 300 x 500mm	885 x 298 x 260mm	17kg	121 Litres	1	2
PLC1430/ADD	K/C/E	1830 x 300 x 500mm	442 x 298 x 260mm	17kg	60.5 Litres	1	4



PLZ SERIES PERSONAL Z LOCKERS



PLZ1240GGK



PLZ1240GBC



PLZ1240GRE




SHOWN WITH OPTION
PADLOCK LATCH

THE PHOENIX PLZ SERIES PERSONAL Z LOCKERS are the ideal solution for Offices, Warehouses, Gyms and Schools for the storage of clothes and personal belongings.

- **CONFIGURATION** – 1 Column 2 Door.
- **SYSTEM** – Modular system allows for the lockers to be fixed together to form a block.
- **INTERNAL FITTINGS** – Shelved storage area for personal belongings and twin compartments with hanging rail & coat hooks. Able to accommodate coats on standard coat hangers.
- **LOCKING** – Standard Key lock with optional Master Key, Mechanical 4 digit combination lock or electronic lock with Private and Public function. Optional Padlock Latch.
- **CONSTRUCTION** – Fixed welded frame design, added to high quality fixings, make for an extremely sturdy durable locker.
- **SPECIAL FEATURES** – Each locker section has its own label holder for shared use. Fully ventilated in all sections with vents located in the rear.
- **ASSEMBLY** – Lockers can be supplied Flatpacked for easy self-assembly, which can be built in less than 10 minutes or delivered, built on-site, positioned with packaging removed.
- **COLOUR** – Finished in a high quality powder coated grey paint (RAL7035), with the option of striking red (RAL3000) or blue (RAL5015) doors, that add a splash of colour to your workspace/Changing area.

MODEL NUMBER	LOCKING OPTIONS	COLOUR	EXTERNAL DIMENSIONS H x W x D	INTERNAL DIMENSIONS H x W x D	WEIGHT	CAPACITY	SHELVES
PLZ1240	K/C/E	● ● ●	1830 x 400 x 500mm	1770 x 398 x 460mm	20kg	324 Litres	2



AVAILABLE FLATPACKED
FOR SELF-ASSEMBLY


OPTIONAL ACCESSORIES



Levelling Feet



Pedestal



Sloping Tops prevent dirt
build up & easy to clean



500mm Bench

CD SERIES CLEAN & DIRTY LOCKERS



CD1130/4GGK



CD1130/4GRC



CD1130/4GBE



SHOWN WITH OPTION
PADLOCK LATCH

PHOENIX CD SERIES CLEAN & DIRTY LOCKERS are the ideal solution for many work environments where the need to store clean and dirty work wear separately is required.

- **CONFIGURATION** – Single door 30 or 50 cm wide, with central divider to separate clean from dirty clothes and top and bottom shelves for convenient storage.
- **SYSTEM** – Modular system allows for the lockers to be bolted together to form a block.
- **INTERNAL FITTINGS** – Supplied with a fixed top and bottom shelf, hanging rail and coat hooks. Full depth lockers able to accommodate coats and overalls on standard coat hangers.
- **LOCKING** – Standard Key lock with optional Master Key, Mechanical 4 digit combination lock or electronic lock with Private and Public function. Optional Padlock Latch Lock.
- **CONSTRUCTION** – Fixed welded frame design, added to high quality fixings, make for an extremely sturdy durable locker. Doors can be fitted right or left hand opening.
- **SPECIAL FEATURES** – Each unit is ventilated with vents located in both the door and back wall.
- **ASSEMBLY** – Lockers are supplied as a flat pack with easy to assemble fixed frame design. Single unit can be built in less than 10 minutes.
- **COLOUR** – CD1130 available in a high quality powder coated grey paint (RAL7035) with the option of striking red (RAL3000) or blue (RAL5015) doors, that add a splash of colour to your workspace/ Changing area. CD1150 available in a high quality powder coated grey paint (RAL7035).


MODEL NUMBER	LOCKING OPTIONS	COLOUR	EXTERNAL DIMENSIONS H x W x D	INTERNAL DIMENSIONS H x W x D	WEIGHT	CELL CAPACITY	COLUMNS	DOORS
CD1130/4G	K/C/E	● ● ●	1830 x 300 x 500mm	1770 x 298 x 460mm	18kg	242 Litres	1	1
CD1150/4G	K/C/E	● ● ●	1830 x 500 x 500mm	1770 x 498 x 460mm	25kg	405 Litres	1	1

OPTIONAL ACCESSORIES



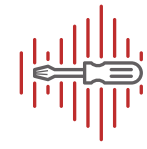
Levelling Feet

Pedestal



Sloping Tops prevent dirt
build up & easy to clean

300 & 500mm Bench



AVAILABLE FLATPACKED
FOR SELF-ASSEMBLY

UL SERIES UTILITY LOCKERS



UL1150/4GGE



UL1150GGC



UL1150GGK

SHOWN WITH OPTION
PADLOCK LATCH

PHOENIX UL SERIES UTILITY LOCKERS are an extremely versatile locker with many combinations of storage. Ideal for the storage of personal items and clothing, cleaning equipment etc.

- **CONFIGURATION** – Single door, 50cm wide locker, with full length hanging side or tall item storage. Two storage compartments to separate items.
- **SYSTEM** – Modular system allows for the lockers to be bolted together to form a block.
- **INTERNAL FITTINGS** – Supplied with a fixed compartment to the left with 2 height adjustable shelves. Clothes hanging rail and coat hooks on the right. Full depth lockers able to accommodate coats and overalls on standard coat hangers.
- **LOCKING** – Standard Key lock with optional Master Key, Mechanical 4 digit combination lock or electronic lock with Private and Public function. Optional Padlock Latch Lock.
- **CONSTRUCTION** – Fixed welded frame design, added to high quality fixings, make for an extremely sturdy durable locker. Doors can be fitted right or left hand opening.
- **SPECIAL FEATURES** – Each unit is ventilated with vents located in both the door and back wall.
- **ASSEMBLY** – Lockers are supplied as a flat pack with easy to assemble fixed frame design. Single unit can be built in less than 10 minutes.
- **COLOUR** – Available in a high quality powder coated grey paint (RAL7035).

MODEL NUMBER	EXTERNAL DIMENSIONS H x W x D	INTERNAL DIMENSIONS H x W x D	WEIGHT	CELL CAPACITY	COLUMNS	DOORS
UL1150GGC	1830 x 500 x 500mm	1770 x 498 x 460mm	25kg	405 Litres	1	1
UL1150GGE	1830 x 500 x 500mm	1770 x 498 x 460mm	25kg	405 Litres	1	1
UL1150GGK	1830 x 500 x 500mm	1770 x 498 x 460mm	25kg	405 Litres	1	1

OPTIONAL ACCESSORIES



Levelling Feet



Pedestal



Sloping Tops prevent dirt build up & easy to clean



500mm Bench



AVAILABLE FLATPACKED
FOR SELF-ASSEMBLY

phoenix

SAFE COMPANY LIMITED



UNITED KINGDOM
APEX HOUSE 1 ORRELL MOUNT,
LIVERPOOL, L20 6NS
+44 (0)151 944 6444
info@phoenixsafe.co.uk



GERMANY
PHOENIX SAFE DEUTSCHLAND GmbH
BAHNSTR. 23, D-42327 WUPPERTAL
+49 (0) 202 / 69519-0
info@phoenixsafe.de



FRANCE
326 RUE HENRI BECQUEREL, ALLÉE D
BÂTIMENT D9, 60230 CHAMBLY
+33 (0) 175 384 868
info@phoenixsafe.fr



SPAIN
AVDA, DE LA INDUSTRIA
52 POLÍGONO INDUSTRIAL,
28823 COSLADA, MADRID
+34 670 786 500
info@phoenixsafe.es



UNITED STATES
382 N MOUNT ZION ROAD, P.O. BOX 608,
LEBANON, INDIANA, 46052
+1 (765) 483 0954
phoenix@phoenixsafeusa.com



www.phoenixsafe.com

VERSION 1

