

*phoenix*  
SAFE COMPANY LIMITED




# WORKPLACE STORAGE SOLUTIONS


WHERE PEACE OF MIND IS GUARANTEED

<b>LOCKING INFORMATION &amp; OPTIONAL EXTRAS</b>		<b>03</b>
<b>MD SERIES</b>	MULTI DRAWER CABINETS	<b>04</b>
<b>FC SERIES</b>	FILING CABINETS	<b>05</b>
<b>SCL SERIES</b>	STEEL STORAGE CUPBOARDS	<b>06</b>
<b>SC SERIES</b>	STEEL STORAGE CUPBOARDS	<b>07</b>
<b>CL SERIES</b>	CUBE LOCKERS	<b>08</b>
<b>MC SERIES</b>	MEDICAL CUBE LOCKERS	<b>09</b>
<b>PL SERIES</b>	300D PERSONAL LOCKERS	<b>10</b>
<b>PL SERIES</b>	PERSONAL LOCKERS	<b>11</b>
<b>PLC SERIES</b>	CLEAR DOOR PERSONAL LOCKERS	<b>12</b>
<b>PLZ SERIES</b>	PERSONAL Z LOCKERS	<b>13</b>
<b>CD SERIES</b>	CLEAN & DIRTY LOCKERS	<b>14</b>
<b>UL SERIES</b>	UTILITY LOCKERS	<b>15</b>

**SYMBOLS KEY**

-  KEY LOCK
-  COMBINATION LOCK
-  ELECTRONIC LOCK
-  PADLOCK
-  5 YEAR GUARANTEE
-  NEXT DAY DELIVERY
-  SELF-ASSEMBLY
-  ENVIRONMENTAL PACKAGING
-  GDPR COMPLIANT





**KEY LOCKING** Easy to use high quality key lock with up to 2000 combination differs.

- 2 keys supplied with each key lock
- Mastered Key Lock available FOC at point of order (PL, CL, MC, CD & UL Series)
- Master Key available (sold separately)



**ELECTRONIC LOCKING** High quality electronic KL1000 codelock is programmable with users own code which can easily be changed when required.

- 10 button keypad
- 4 digit user code, 6 digit technician code & digit master and sub-master code
- Up to 15,000 operations from 2 x AAA batteries
- Battery override function using a 9V PP3 battery
- Private/public Function available
- LED to indicate opening or low battery



**ELECTRONIC LOCKING** Designed with simplicity and functionality in mind, the MK731 offers sophisticated electronic keyless access with private and public functionality.

- 12 button keypad
- Low Battery Warning and Battery Override
- Easy programming of all features
- Standard setting of Master+ User code
- Private / Public Function available
- Up to 100,000 operations from 1 x coin cell battery
- Four code levels available - Master, Sub Master User and Technician



**COMBINATION LOCKING** Designed with simplicity in mind, the 6032 offers mechanical keyless access. Private function only.

- Locked and unlocked indicators
- 4-digit code combination
- Up to 10,000 unique combinations
- Black powder coated finish
- Private function only
- Easy grip outer casing
- Code retrieval function
- Master key available (sold separately)



**PADLOCK LOCKING** Locking a padlock to the handle prevents the handle from unlocking, when the padlock is removed the handle can be turned to unlock.

- Chrome plated.
- For 90 degree RH or LH turn.
- For a padlock with a shackle size up to 9mm in diameter.
- Ideal for offices, schools, colleges, gyms & sports facilities.

	KEY	KL1000	MK731	6032	PADLOCK
MD SERIES	■				
SCL SERIES	■	■			
SC SERIES	■	■			
CL SERIES	■		■	■	■
MC SERIES	■		■	■	■
PL SERIES	■		■	■	■
PLC SERIES	■		■	■	■
PLZ SERIES	■		■	■	■
CD SERIES	■		■	■	■
UL SERIES	■		■	■	■

**PRIVATE FUNCTION** This function is used where the same code will be repeatedly used, e.g. an employee with their own locker in the workplace. Changing or resetting the code can be completed easily whilst the lock is still on the door, or if the code has been forgotten it can be retrieved using the master key (sold separately - combination only).

**PUBLIC FUNCTION** In this setting the lock operates with a single User Code. The user enters a personal four-digit code. This locks the lock. The same code is entered once only to open the lock before automatically being erased and ready for the next user. This function is used for short-term, multiple occupancy applications, e.g. a locker in a Gym/Sports club or work place that is used by multiple people.

## OPTIONAL EXTRAS

PRODUCT	DESCRIPTION	PRODUCT CODE
MD SERIES – MULTI-DRAWER CABINETS	REPLACEMENT KEY LOCK (INC. 2 KEYS)	SP0891//LOCK
FC SERIES – FILING CABINETS	REPLACEMENT KEY LOCK (INC. 2 KEYS)	SP0891//LOCK
SCL SERIES – STEEL STORAGE CUPBOARDS	REPLACEMENT KEY LOCK (INC. 2 KEYS)	SP0891//LOCK
SC SERIES – STEEL STORAGE CUPBOARDS	REPLACEMENT KEY LOCK (INC. 2 KEYS)	SP0891//LOCK
CL SERIES – CUBE LOCKERS	REPLACEMENT KEY LOCK (INC. 2 KEYS)	SP0891//LOCK
	HASP LOCK - ALLOWS UNIT TO BE LOCKED BY A PADLOCK (PADLOCK NOT SUPPLIED)	SPCAMLOCK01
	MASTER KEY	SP1130/MASTER
MC SERIES – MEDICAL CUBE LOCKERS	REPLACEMENT KEY LOCK (INC. 2 KEYS)	SP0891//LOCK
	HASP LOCK - ALLOWS UNIT TO BE LOCKED BY A PADLOCK (PADLOCK NOT SUPPLIED)	SPCAMLOCK01
	MASTER KEY	SP1130/MASTER
PL 300D SERIES – PERSONAL LOCKERS	REPLACEMENT KEY LOCK (INC. 2 KEYS)	SP0891//LOCK
	HASP LOCK - ALLOWS UNIT TO BE LOCKED BY A PADLOCK (PADLOCK NOT SUPPLIED)	SPCAMLOCK01
	MASTER KEY	SP1130/MASTER
PL SERIES – PERSONAL LOCKERS	REPLACEMENT KEY LOCK (INC. 2 KEYS)	SP0891//LOCK
	HASP LOCK - ALLOWS UNIT TO BE LOCKED BY A PADLOCK (PADLOCK NOT SUPPLIED)	SPCAMLOCK01
	MASTER KEY	SP1130/MASTER
PLC SERIES – CLEAR DOOR PERSONAL LOCKERS	REPLACEMENT KEY LOCK (INC. 2 KEYS)	SP0891//LOCK
	HASP LOCK - ALLOWS UNIT TO BE LOCKED BY A PADLOCK (PADLOCK NOT SUPPLIED)	SPCAMLOCK01
	MASTER KEY	SP1130/MASTER
PLZ SERIES – PERSONAL Z LOCKERS	REPLACEMENT KEY LOCK (INC. 2 KEYS)	SP0891//LOCK
	HASP LOCK - ALLOWS UNIT TO BE LOCKED BY A PADLOCK (PADLOCK NOT SUPPLIED)	SPCAMLOCK01
	MASTER KEY	SP1130/MASTER
CD SERIES – CLEAN & DIRTY LOCKERS	REPLACEMENT KEY LOCK (INC. 2 KEYS)	SP0891//LOCK
	HASP LOCK - ALLOWS UNIT TO BE LOCKED BY A PADLOCK (PADLOCK NOT SUPPLIED)	SPCAMLOCK01
	MASTER KEY	SP1130/MASTER
UL SERIES – UTILITY LOCKERS	REPLACEMENT KEY LOCK (INC. 2 KEYS)	SP0891//LOCK
	HASP LOCK - ALLOWS UNIT TO BE LOCKED BY A PADLOCK (PADLOCK NOT SUPPLIED)	SPCAMLOCK01
	MASTER KEY	SP1130/MASTER



**MD SERIES MULTI DRAWER CABINETS** are the perfect solution for organising and storing A4 documents; ideal for fast access to documents in a busy work environment.

- **NO. OF DRAWERS** – Available in 5 or 10 drawer options with individual name plates for easy identification of drawers contents. Each drawer can be opened 100%, allowing for full viewing and ease of access when adding or removing documents.
- **LOCKING** – Fitted with central key locking to secure every drawer when locked.
- **COLOUR** – Finished in a high quality grey (RAL 7035) powder coated paint.
- **GDPR** – Maintain GDPR Compliance at home or in the office by keeping your company's vital and important records secure and protected.

**FEATURES**

- High quality unit
- Central key locking
- Stainless steel effect handles
- 5 or 10 drawer options

MODEL NUMBER	EXTERNAL DIMENSIONS H x W x D	INTERNAL DIMENSIONS H x W x D	WEIGHT	DRAWER CAPACITY	DRAWERS
MD0304G	315 x 280 x 405mm	50 x 240 x 365mm*	8kg	4.3 Litres*	5
MD0604G	650 x 280 x 405mm	50 x 240 x 365mm*	17kg	4.3 Litres*	10

\* Internal dimensions per drawer





**THE PHOENIX FC SERIES STEEL STORAGE FILING CABINETS** are the perfect storage solution for documents, ideal for a busy work environment.

- **NO. OF DRAWERS** – Available in 2, 3 or 4 drawer options.
- **LOCKING** – Fitted with central key locking to secure every drawer when locked.
- **CONSTRUCTION** – Robust steel construction with Hanging Bars in each drawer.
- **ASSEMBLY** – Can be delivered Flatpacked for self-assembly.
- **COLOUR** – Finished in a high quality powder coated grey paint (RAL 7035), with the option of striking red (RAL 3000), blue (RAL 5015) or Anthracite Grey (RAL7016) doors, to add a splash of colour to your workspace.
- **GDPR** – Maintain GDPR Compliance at home or in the office by keeping your company's vital and important records secure and protected.

**FEATURES**

- Robust steel construction
- Central key locking
- 4 colour options
- 2, 3 or 4 drawer options
- ECO Flatpack shipping saves 69% in CO<sub>2</sub>

MODEL NUMBER	COLOUR	EXTERNAL DIMENSIONS H x W x D	INTERNAL DIMENSIONS H x W x D	WEIGHT	CAPACITY PER DRAWER	TOTAL CAPACITY	DRAWERS
FC1002	●●●●	725 x 450 x 620mm	245 x 380 x 530mm	23kg	50 Litres	100 Litres	2
FC1003	●●●●	1025 x 450 x 620mm	245 x 380 x 530mm	33kg	50 Litres	150 Litres	3
FC1004	●●●●	1330 x 450 x 620mm	245 x 380 x 530mm	43kg	50 Litres	200 Litres	4





SCL1891GGK



SCL1491GBK



SCL0891GRE

**SCL SERIES STEEL STORAGE CUPBOARDS** are the perfect storage solution for documents and folders, office supplies, stationery and more; ideal for a busy work environment.

- **LOCKING** – Available with key locking or a high quality electronic lock, programmable with users own 4 digit code which can be easily changed when required.
- **CAPACITY** – Perfect for multiple applications; whether that be storing stationery or documents in the office, keeping stock secure in the warehouse, or archiving a large volume of documents. Able to hold up to 44 A4 folders with a maximum load capacity of 60kg per shelf.
- **ASSEMBLY** – Delivered Flatpacked for self-assembly or with the option to have it delivered, built on-site, positioned with packaging removed.
- **COLOUR** – Finished in a high quality powder coated grey paint (RAL 7035), with the option of striking red (RAL 3000) or blue (RAL 5015) doors, to add a splash of colour to your workspace.
- **GDPR** – Maintain GDPR Compliance at home or in the office by keeping your company's vital and important records secure and protected.

**FEATURES**

- Robust steel construction
- Key or electronic locking
- 3 colour options
- Easily adjustable shelves
- GDPR Compliant
- ECO Flatpack shipping saves 74% in CO<sub>2</sub>

MODEL NUMBER	LOCKING OPTIONS	COLOUR	EXTERNAL DIMENSIONS H x W x D	INTERNAL DIMENSIONS H x W x D	WEIGHT	CAPACITY	SHELVES	LEVER ARCH FOLDER	FOOLSCAP LEVER ARCH FOLDER	FOOLSCAP BOX FILE
SCL0891GG	K/E	●	830 x 915 x 370mm	740 x 910 x 320mm	22kg	216 Litres	1	24	22	24
SCL0891GB	K/E	●	830 x 915 x 370mm	740 x 910 x 320mm	22kg	216 Litres	1	24	22	24
SCL0891GR	K/E	●	830 x 915 x 370mm	740 x 910 x 320mm	22kg	216 Litres	1	24	22	24
SCL1491GG	K/E	●	1400 x 915 x 370mm	1280 x 910 x 320mm	35kg	373 Litres	3	48	33	36
SCL1491GB	K/E	●	1400 x 915 x 370mm	1280 x 910 x 320mm	35kg	373 Litres	3	48	33	36
SCL1491GR	K/E	●	1400 x 915 x 370mm	1280 x 910 x 320mm	35kg	373 Litres	3	48	33	36
SCL1891GG	K/E	●	1830 x 915 x 370mm	1710 x 910 x 320mm	45kg	498 Litres	4	60	44	48
SCL1891GB	K/E	●	1830 x 915 x 370mm	1710 x 910 x 320mm	45kg	498 Litres	4	60	44	48
SCL1891GR	K/E	●	1830 x 915 x 370mm	1710 x 910 x 320mm	45kg	498 Litres	4	60	44	48

File capacity information provided as a guide only. Actual capacities may vary depending on the storage method or shelving used.





SCL1010GBK



SCL1910GGK



SCL1010GRK

**THE PHOENIX SC SERIES STEEL STORAGE CUPBOARDS** are the perfect storage solution for documents and folders, office supplies and more; ideal for a busy work environment.

- **LOCKING** – Available with key locking (2 keys supplied) or a high quality electronic lock, programmable with users own 4 digit code which can be easily changed when required.
- **CAPACITY** – Perfect for multiple applications; whether that be storing stationery or documents in the office, keeping stock secure in the warehouse, or archiving a large volume of documents. Able to hold up to 60 Lever Arch Folders with a maximum load capacity of 60kg per shelf.
- **CONSTRUCTION** – Robust steel construction with reinforced door and two way security locking.
- **ASSEMBLY** – Delivered Flatpacked for self-assembly or with the option to have it delivered, built on-site, positioned with packaging removed.
- **COLOUR** – Finished in a high quality powder coated grey paint (RAL 7035), with the option of striking red (RAL 3000) or blue (RAL 5015) doors, to add a splash of colour to your workspace.
- **GDPR** – Maintain GDPR Compliance at home or in the office by keeping your company's vital and important records secure and protected.

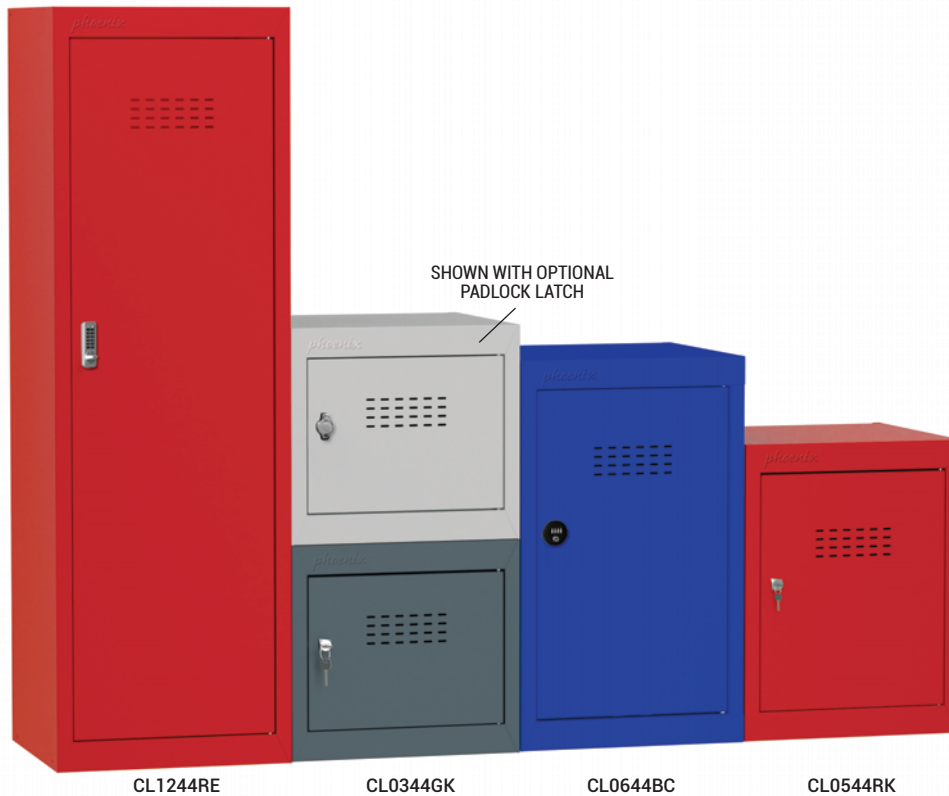
**FEATURES**

- Robust steel construction
- Key or electronic locking
- 3 colour options
- Easily adjustable shelves
- GDPR Compliant
- Height adjustable shelves that also includes hanging rails for lateral files
- ECO Flatpack shipping saves 81% in CO<sub>2</sub>

MODEL NUMBER	LOCKING OPTIONS	COLOUR	EXTERNAL DIMENSIONS H x W x D	INTERNAL DIMENSIONS H x W x D	WEIGHT	CAPACITY	SHELVES	LEVER ARCH FOLDER	FOOLSCAP LEVER ARCH FOLDER	FOOLSCAP BOX FILE
SC1010GG	K/E	●	1000 x 1000 x 500mm	880 x 930 x 430mm	28kg	351 Litres	1	24	22	24
SC1010GB	K/E	●	1000 x 1000 x 500mm	880 x 930 x 430mm	28kg	351 Litres	1	24	22	24
SC1010GR	K/E	●	1000 x 1000 x 500mm	880 x 930 x 430mm	28kg	351 Litres	1	24	22	24
SC1910GG	K/E	●	1900 x 1000 x 500mm	1780 x 930 x 430mm	52kg	711 Litres	4	60	55	48
SC1910GB	K/E	●	1900 x 1000 x 500mm	1780 x 930 x 430mm	52kg	711 Litres	4	60	55	48
SC1910GR	K/E	●	1900 x 1000 x 500mm	1780 x 930 x 430mm	52kg	711 Litres	4	60	55	48

File capacity information provided as a guide only. Actual capacities may vary depending on the storage method or shelving used.





**THE PHOENIX CL SERIES CUBE LOCKERS** are available in 4 sizes and colours. Designed to provide secure storage for personal items, making them ideal for use at home, in the office, at gyms, schools as well as in Industrial or commercial workplaces.

- **SYSTEM** – Modular system allows for the lockers to be fixed together to form a stack or block of lockers.
- **LOCKING** – Standard Key lock with optional Master Key, Mechanical 4 digit Combination lock or Electronic lock with Private and Public function. Optional Padlock Latch Lock.
- **CONSTRUCTION** – Fixed welded frame design, added to high quality fixings, make for an extremely sturdy, durable and robust locker.
- **SPECIAL FEATURES** – Door can be fitted with a right or left hand opening. Each unit has a ventilated door.
- **ASSEMBLY** – Lockers are supplied as a flat pack with easy to assemble fixed frame design, which can be built in less than 5 minutes.
- **COLOUR** – Finished in a high quality powder coated paint. Available in Light Grey (RAL7035), Blue (RAL5015), Red (RAL3000) or Anthracite Grey (RAL7016) that adds a splash of colour to your workspace.
- **GDPR** – Maintain GDPR Compliance at home or in the office by keeping your company's vital and important records secure and protected.


**FEATURES**

- High quality unit
- Key, electronic, combination or padlock latch locking
- 4 colour options
- Modular locker system, can be connected together
- GDPR Compliant
- Height adjustable shelves that also includes hanging rails for lateral files
- ECO Flatpack shipping saves 71% in CO<sub>2</sub>

MODEL NUMBER	LOCKING OPTIONS	COLOUR	EXTERNAL DIMENSIONS H x W x D	INTERNAL DIMENSIONS H x W x D	WEIGHT	CAPACITY	SHELVES
CL0344	K/C/E	●●●●	365 x 400 x 400mm	310 x 398 x 360mm	5kg	44 Litres	0
CL0544	K/C/E	●●●●	520 x 400 x 400mm	465 x 398 x 360mm	8kg	66 Litres	1
CL0644	K/C/E	●●●●	665 x 400 x 400mm	610 x 398 x 360mm	9kg	87 Litres	1
CL1244	K/C/E	●●●●	1265 x 400 x 400mm	1210 x 398 x 360mm	16kg	173 Litres	3







**THE PHOENIX MC SERIES MEDICAL CUBE LOCKERS** are available in 4 sizes. Designed to provide secure storage for First Aid items and Medical Supplies, making them ideal for use at GP Surgeries, Pharmacies and Hospitals as well as in Offices, Gyms, Schools and industrial and commercial workplaces.

- **STANDARDS** – Complies with BS5499-1 standard for high visibility labelling.
- **SYSTEM** – Modular system allows for the lockers to be fixed together to form a stack or block of lockers.
- **LOCKING** – Standard Key lock with optional Master Key, Mechanical 4 digit Combination lock or Electronic lock with Private and Public function. Optional Padlock Latch Lock.
- **CONSTRUCTION** – Fixed welded frame design, added to high quality fixings, make for an extremely sturdy, durable and robust locker.
- **SPECIAL FEATURES** – Door can be fitted with a right or left hand opening. Each unit has a ventilated door.
- **ASSEMBLY** – Lockers are supplied as a flat pack with easy to assemble fixed frame design, which can be built in less than 5 minutes.
- **COLOUR** – Finished in a high quality powder coated Light Grey (RAL7035) paint.

**FEATURES**

- High quality unit
- Key, electronic, combination or padlock latch locking
- High visibility labelling
- Modular locker system, can be connected together
- Height adjustable shelves that also includes hanging rails for lateral files
- ECO Flatpack shipping saves 71% in CO<sub>2</sub>

MODEL NUMBER	LOCKING OPTIONS	EXTERNAL DIMENSIONS H x W x D	INTERNAL DIMENSIONS H x W x D	WEIGHT	CAPACITY	SHELVES
MC0344GG	K/C/E	365 x 400 x 400mm	310 x 398 x 360mm	5kg	44 Litres	0
MC0544GG	K/C/E	520 x 400 x 400mm	465 x 398 x 360mm	8kg	66 Litres	1
MC0644GG	K/C/E	665 x 400 x 400mm	610 x 398 x 360mm	9kg	87 Litres	1
MC1244GG	K/C/E	1265 x 400 x 400mm	1210 x 398 x 360mm	16kg	173 Litres	3





PL1133GGE

PL1233GBK

PL1433GRC

MODULAR SYSTEM ALLOWS LOCKERS TO FORM A BLOCK

**PHOENIX PL SERIES 300D PERSONAL LOCKERS** are the ideal solution for offices, warehouses, Gyms and Schools for the storage of clothes and personal belongings.

- **CONFIGURATION** – Available in Single, Double or Four door configurations to accommodate different storage needs, catering to a wide range of personal storage requirements.
- **SYSTEM** – Modular system allows for the lockers to be bolted together using the 'ADD-ON' lockers to form a block or bank of lockers.
- **INTERNAL FITTINGS** – Supplied with a fixed shelf, hanging rail and a coat hook.
- **LOCKING** – Standard Key lock with optional Master Key, Mechanical 4 digit Combination lock or Electronic lock with Private and Public function. Optional Padlock Latch Lock.
- **CONSTRUCTION** – Fixed welded frame design, added to high quality fixings, make for an extremely sturdy durable locker. Doors can be fitted right or left hand opening.
- **SPECIAL FEATURES** – Each unit is ventilated with vents located in both the door and back wall.
- **ASSEMBLY** – Lockers are supplied as a flat pack with easy to assemble fixed frame design. Single unit can be built in less than 10 minutes.
- **COLOUR** – Finished in a high quality powder coated grey paint (RAL7035), with the option of striking red (RAL3000) or blue (RAL5015) doors, that add a splash of colour to your workspace/changing area.

**FEATURES**

- High quality unit
- Key, electronic, combination or padlock latch locking
- 3 colour options
- Modular locker system, can be connected together
- ECO Flatpack shipping saves 36% in CO<sub>2</sub>

MODEL NUMBER	LOCKING OPTIONS	COLOUR	EXTERNAL DIMENSIONS H x W x D	INTERNAL DIMENSIONS H x W x D	WEIGHT	CELL CAPACITY	COLUMNS	DOORS
PL1133GG	K/C/E	●●●	1830 x 300 x 300mm	1770 x 298 x 260mm	15kg	137 Litres	1	1
PL1233GG	K/C/E	●●●	1830 x 300 x 300mm	885 x 298 x 260mm	15kg	68 Litres	1	2
PL1433GG	K/C/E	●●●	1830 x 300 x 300mm	442 x 298 x 260mm	15kg	34 Litres	1	4
PL1133GG/ADD	K/C/E	●●●	1830 x 300 x 300mm	1770 x 298 x 260mm	13kg	137 Litres	1	1
PL1233GG/ADD	K/C/E	●●●	1830 x 300 x 300mm	885 x 298 x 260mm	13kg	68 Litres	1	2
PL1433GG/ADD	K/C/E	●●●	1830 x 300 x 300mm	442 x 298 x 260mm	14.5kg	34 Litres	1	4





PL1130GGE

PL1230GBC

PL1430GRK

MODULAR SYSTEM ALLOWS LOCKERS TO FORM A BLOCK

**PHOENIX PL SERIES PERSONAL LOCKERS** are the ideal solution for offices, warehouses, Gyms and Schools for the storage of clothes and personal belongings.

- **CONFIGURATION** – Available in Single, Double or Four door configurations to accommodate different storage needs, catering to a wide range of personal storage requirements.
- **SYSTEM** – Modular system allows for the lockers to be bolted together using the 'ADD-ON' lockers to form a block or bank of lockers.
- **INTERNAL FITTINGS** – Single Door supplied with a fixed shelf, hanging rail and coat hooks. Double Door supplied with hanging rail and coat hooks. Full depth lockers able to accommodate coats and overalls on standard coat hangers in single and double door units.
- **LOCKING** – Standard Key lock, Mechanical 4 digit Combination lock or Electronic lock with Private and Public function. Optional Padlock Latch Lock.
- **CONSTRUCTION** – Fixed welded frame design, added to high quality fixings, make for an extremely sturdy durable locker. Doors can be fitted right or left hand opening.
- **SPECIAL FEATURES** – Each unit is ventilated with vents located in both the door and back wall (except for the 4 door lockers).
- **ASSEMBLY** – Lockers are supplied as a flat pack with easy to assemble fixed frame design. Single unit can be built in less than 10 minutes.
- **COLOUR** – Finished in a high quality powder coated grey paint (RAL7035), with the option of striking red (RAL3000) or blue (RAL5015) doors, that add a splash of colour to your workspace/ changing area.

**FEATURES**

- High quality unit
- Key, electronic, combination or padlock latch locking
- 3 colour options
- Modular locker system, can be connected together
- ECO Flatpack shipping saves 61% in CO<sub>2</sub>



MODEL NUMBER	LOCKING OPTIONS	COLOUR	EXTERNAL DIMENSIONS H x W x D	INTERNAL DIMENSIONS H x W x D	WEIGHT	CELL CAPACITY	COLUMNS	DOORS
PL1130GG	K/C/E	●●●	1830 x 300 x 500mm	1770 x 298 x 460mm	18kg	242 Litres	1	1
PL1230GG	K/C/E	●●●	1830 x 300 x 500mm	885 x 298 x 460mm	17kg	121 Litres	1	2
PL1430GG	K/C/E	●●●	1830 x 300 x 500mm	442 x 298 x 460mm	17kg	60.5 Litres	1	4
PL1130GG/ADD	K/C/E	●●●	1830 x 300 x 500mm	1770 x 298 x 460mm	16kg	242 Litres	1	1
PL1230GG/ADD	K/C/E	●●●	1830 x 300 x 500mm	885 x 298 x 460mm	16kg	121 Litres	1	2
PL1430GG/ADD	K/C/E	●●●	1830 x 300 x 500mm	442 x 298 x 460mm	17kg	60.5 Litres	1	4





PLC1130GCK

PLC1230GCK

PLC1430GCK

MODULAR SYSTEM ALLOWS LOCKERS TO FORM A BLOCK

**THE PHOENIX PLC SERIES CLEAR DOOR PERSONAL LOCKERS** are the ideal solution for Workplaces, Gyms, Schools, and Public facilities. Providing a secure and efficient storage solution for various personal items in diverse settings, combining functionality, security, and durability.

- **CONFIGURATION** – Available in Single, Double or Four door configurations to accommodate different storage needs, catering to a wide range of personal storage requirements.
- **SYSTEM** – Modular system allows for the lockers to be bolted together using the 'ADD-ON' lockers to form a block or bank of lockers.
- **LOCKING** – Standard Key lock with optional Master Key, Mechanical 4 digit Combination lock or Electronic lock with Private and Public function. Optional Padlock Latch Lock.
- **INTERNAL FITTINGS** – Supplied with a fixed shelf, hanging rail and a coat hooks. Full depth lockers able to accommodate coats and overalls on standard coat hangers in single and double door units.
- **CONSTRUCTION** – Built to withstand frequent use with fixed welded frame design and high quality fixings, make for an extremely sturdy and durable locker. Doors can be fitted right or left hand opening.

**FEATURES**

- High quality unit
- Key, electronic, combination or padlock latch locking
- Transparent Clear Doors
- Modular locker system, can be connected together
- Ventilation to ensure air circulation, preventing odours or moisture buildup
- Lockers are supplied as a flat pack with easy to assemble fixed frame design.
- Finished in a high quality powder coated grey paint (RAL7035).
- ECO Flatpack shipping saves 49% in CO<sub>2</sub>

MODEL NUMBER	LOCKING OPTIONS	EXTERNAL DIMENSIONS H x W x D	INTERNAL DIMENSIONS H x W x D	WEIGHT	CELL CAPACITY	COLUMNS	DOORS
<i>(300mm Deep)</i>							
PLC1133	K/C/E	1830 x 300 x 300mm	1770 x 298 x 260mm	15kg	137 Litres	1	1
PLC1233	K/C/E	1830 x 300 x 300mm	885 x 298 x 260mm	15kg	68 Litres	1	2
PLC1433	K/C/E	1830 x 300 x 300mm	442 x 298 x 260mm	15kg	34 Litres	1	4
PLC1133/ADD	K/C/E	1830 x 300 x 300mm	1770 x 298 x 260mm	13kg	137 Litres	1	1
PLC1233/ADD	K/C/E	1830 x 300 x 300mm	885 x 298 x 260mm	13kg	68 Litres	1	2
PLC1433/ADD	K/C/E	1830 x 300 x 300mm	442 x 298 x 260mm	14.5kg	34 Litres	1	4
<i>(500mm Deep)</i>							
PLC1130	K/C/E	1830 x 300 x 500mm	1770 x 298 x 460mm	18kg	242 Litres	1	1
PLC1230	K/C/E	1830 x 300 x 500mm	885 x 298 x 460mm	17kg	121 Litres	1	2
PLC1430	K/C/E	1830 x 300 x 500mm	442 x 298 x 460mm	17kg	60.5 Litres	1	4
PLC1130/ADD	K/C/E	1830 x 300 x 500mm	1770 x 298 x 460mm	16kg	242 Litres	1	1
PLC1230/ADD	K/C/E	1830 x 300 x 500mm	885 x 298 x 460mm	16kg	121 Litres	1	2
PLC1430/ADD	K/C/E	1830 x 300 x 500mm	442 x 298 x 460mm	17kg	60.5 Litres	1	4





PLZ1240GGK



PLZ1240GGE



PLZ1240GGC



SHOWN WITH OPTION  
PADLOCK LATCH

**THE PHOENIX PLZ SERIES PERSONAL Z LOCKERS** are the ideal solution for Offices, Warehouses, Gyms and Schools for the storage of clothes and personal belongings.

- **CONFIGURATION** – One column, two door configuration to accommodate different storage needs, catering to a wide range of personal storage requirements.
- **SYSTEM** – Modular system allows for the lockers to be fixed together to form a block.
- **INTERNAL FITTINGS** – Shelved storage area for personal belongings and twin compartments with hanging rail & coat hooks. Able to accommodate coats on standard coat hangers.
- **LOCKING** – Standard Key lock with optional Master Key, Mechanical 4 digit Combination lock or Electronic lock with Private and Public function. Optional Padlock Latch.
- **CONSTRUCTION** – Fixed welded frame design, added to high quality fixings, make for an extremely sturdy durable locker.
- **SPECIAL FEATURES** – Each locker section has its own label holder for shared use. Fully ventilated in all sections with vents located in the rear.
- **ASSEMBLY** – Lockers can be supplied Flatpacked for easy self-assembly, which can be built in less than 10 minutes or delivered, built on-site, positioned with packaging removed.
- **COLOUR** – Finished in a high quality powder coated Light Grey (RAL7035) paint.

**FEATURES**

- High quality unit
- Key, electronic, combination or padlock latch locking
- Modular locker system, can be connected together
- ECO Flatpack shipping saves 79% in CO<sub>2</sub>

MODEL NUMBER	LOCKING OPTIONS	EXTERNAL DIMENSIONS H x W x D	INTERNAL DIMENSIONS H x W x D	WEIGHT	CAPACITY	SHELVES
PLZ1240	K/C/E	1830 x 400 x 500mm	1770 x 398 x 460mm	20kg	324 Litres	2





CD1150/4GGK



CD1150/4GGE



CD1150/4GGC



SHOWN WITH OPTION  
PADLOCK LATCH

**PHOENIX CD SERIES CLEAN & DIRTY LOCKERS** are the ideal solution for many work environments where the need to store clean and dirty work wear separately is required.

- **CONFIGURATION** – 50cm wide single door, with central divider to separate clean from dirty clothes and top and bottom shelves for convenient storage.
- **SYSTEM** – Modular system allows for the lockers to be bolted together to form a block.
- **INTERNAL FITTINGS** – Supplied with a fixed top and bottom shelf, hanging rail and coat hooks. Full depth lockers able to accommodate coats and overalls on standard coat hangers.
- **LOCKING** – Standard Key lock with optional Master Key, Mechanical 4 digit Combination lock or Electronic lock with Private and Public function. Optional Padlock Latch Lock.
- **CONSTRUCTION** – Fixed welded frame design, added to high quality fixings, make for an extremely sturdy durable locker. Doors can be fitted right or left hand opening.
- **SPECIAL FEATURES** – Each unit is ventilated with vents located in both the door and back wall.
- **ASSEMBLY** – Lockers are supplied as a flat pack with easy to assemble fixed frame design. Single unit can be built in less than 10 minutes.
- **COLOUR** – Available in a high quality powder coated grey paint (RAL7035).

**FEATURES**

- High quality unit
- Key, electronic, combination or padlock latch locking
- Ventilation vents to ensure proper air circulation, preventing odours or moisture buildup
- Modular locker system, can be connected together
- ECO Flatpack shipping saves 82% in CO<sub>2</sub>

MODEL NUMBER	LOCKING OPTIONS	EXTERNAL DIMENSIONS H x W x D	INTERNAL DIMENSIONS H x W x D	WEIGHT	CELL CAPACITY	COLUMNS	DOORS
CD1150/4G	K/C/E	1830 x 500 x 500mm	1770 x 498 x 460mm	25kg	405 Litres	1	1





UL1150GGK



UL1150GGE



UL1150GGC



SHOWN WITH OPTION  
PADLOCK LATCH

**PHOENIX UL SERIES UTILITY LOCKERS** are an extremely versatile locker with many combinations of storage. Ideal for the storage of personal items and clothing, cleaning equipment etc.

- **CONFIGURATION** – Single door, 50cm wide locker, with full length hanging side or tall item storage. Two storage compartments to separate items.
- **SYSTEM** – Modular system allows for the lockers to be bolted together to form a block.
- **INTERNAL FITTINGS** – Supplied with a fixed compartment to the left with 2 height adjustable shelves. Clothes hanging rail and coat hooks on the right. Full depth lockers able to accommodate coats and overalls on standard coat hangers.
- **LOCKING** – Standard Key lock with optional Master Key, Mechanical 4 digit Combination lock or Electronic lock with Private and Public function. Optional Padlock Latch Lock.
- **CONSTRUCTION** – Fixed welded frame design, added to high quality fixings, make for an extremely sturdy durable locker. Doors can be fitted right or left hand opening.
- **SPECIAL FEATURES** – Each unit is ventilated with vents located in both the door and back wall.
- **ASSEMBLY** – Lockers are supplied as a flat pack with easy to assemble fixed frame design. Single unit can be built in less than 10 minutes.
- **COLOUR** – Available in a high quality powder coated grey paint (RAL7035).

**FEATURES**

- High quality unit
- Key, electronic, combination or padlock latch locking
- Ventilation vents to ensure proper air circulation, preventing odours or moisture buildup
- Modular locker system, can be connected together
- ECO Flatpack shipping saves 82% in CO<sub>2</sub>

MODEL NUMBER	LOCKING OPTIONS	EXTERNAL DIMENSIONS H x W x D	INTERNAL DIMENSIONS H x W x D	WEIGHT	CELL CAPACITY	COLUMNS	DOORS
UL1150GGC	K/C/E	1830 x 500 x 500mm	1770 x 498 x 460mm	25kg	405 Litres	1	1
UL1150GGE	K/C/E	1830 x 500 x 500mm	1770 x 498 x 460mm	25kg	405 Litres	1	1
UL1150GGK	K/C/E	1830 x 500 x 500mm	1770 x 498 x 460mm	25kg	405 Litres	1	1



# phoenix

SAFE COMPANY LIMITED



## UNITED KINGDOM

APEX HOUSE 1 ORRELL MOUNT,  
LIVERPOOL, L20 6NS  
+44 (0)151 944 6444  
info@phoenixsafe.co.uk



## GERMANY

PHOENIX SAFE DEUTSCHLAND GmbH  
BAHNSTR. 23, D-42327 WUPPERTAL  
+49 (0) 202 / 69519-0  
info@phoenixsafe.de



## FRANCE

326 RUE HENRI BECQUEREL, ALLÉE D  
BÂTIMENT D9, 60230 CHAMBLY  
+33 (0) 175 384 868  
info@phoenixsafe.fr



## SPAIN

AVDA, DE LA INDUSTRIA  
52 POLÍGONO INDUSTRIAL,  
28823 COSLADA, MADRID  
+34 670 786 500  
info@phoenixsafe.es



## UNITED STATES

382 N MOUNT ZION ROAD, P.O. BOX 608,  
LEBANON, INDIANA, 46052  
+1 (765) 483 0954  
phoenix@phoenixsafeusa.com

*Manufacturers of safes since 1799*

[www.phoenixsafe.com](http://www.phoenixsafe.com)

